

File Types in Bioinformatics

151116
Martin Dahlö
martin.dahlo@scilifelab.uu.se

Enabler for Life Sciences

HOW STANDARDS PROLIFERATE:
(SEE: A/C CHARGERS, CHARACTER ENCODINGS, INSTANT MESSAGING, ETC)



- Overwhelming at first
- Overview
 - FASTA – reference sequences
 - FASTQ – reads in raw form
 - SAM – aligned reads
 - BAM – compressed SAM file
 - CRAM – even more compressed SAM file
 - GTF/GFF/BED – annotations

- Used for: nucleotide or peptide sequences
- Simple structure

> header

sequence

- Used for: nucleotide or peptide sequences
- Simple structure

```
> H.Sapiens chr17:135135135-1313566
ACTCAGATCGGAATAGCATACGCATACTCAGATCGGAATAGCATACGCAT
GGATAGCTCACGACACATGACACTACAGCCAGACTACACGACTACACGAT
AAGGATATAGGACTACGACTAGCATCGACTAACTAGCTACATACG
```

```
>that random protein sequence i saw yesterday
ARGAEBAEUIRGHAERGI AEUAEL LHGAEI GAHEGLAEJKRGNAERBIAE
AEGHAELGIHAEGOUI AENGAEBARI OTYUGAEGHILAEHRGAEIRGYU
AEHAELAEI OGAEGAERTBETHUETHIRTHJNRFS
```

- Just like FASTA, but with quality values
- Used for: raw data from sequencing (unaligned reads)

@ header

sequence

+

quality

- Just like FASTA, but with quality values
- Used for: raw data from sequencing (unaligned reads)

```
@SEQ_001
GATTTGGGGTTCAAAGCAGTATCGATCAAATAGTAAATCCATTTGTTCAACTCACAGTTT
+
!''*(((((***+))%%%++) (%%%! ''*(((((**%) . 1***- +*'' )) **55CC! ''*(D
@SEQ_002
GATTTGGGGTTCAAAGCAGTATTTGGGGTTCATTGGGGTTCATTGTTCAACTCACAGTTT
+
!''*(((((***+))%>>CCCC%++ ((( (**). 1***- +*'' )) **55CCF>>>>>>C5
@SEQ_003
AAGCAGTATCGAGATTTGGGGTTCAAAGCAGTATAAGCAGTATCGATAAATCCATTTGTT
+
!''*((((( (*! ''*((((( (**)(%%%) . 1***- +*'' )) **55CCF>>>>>>%%%) . 1B5
```

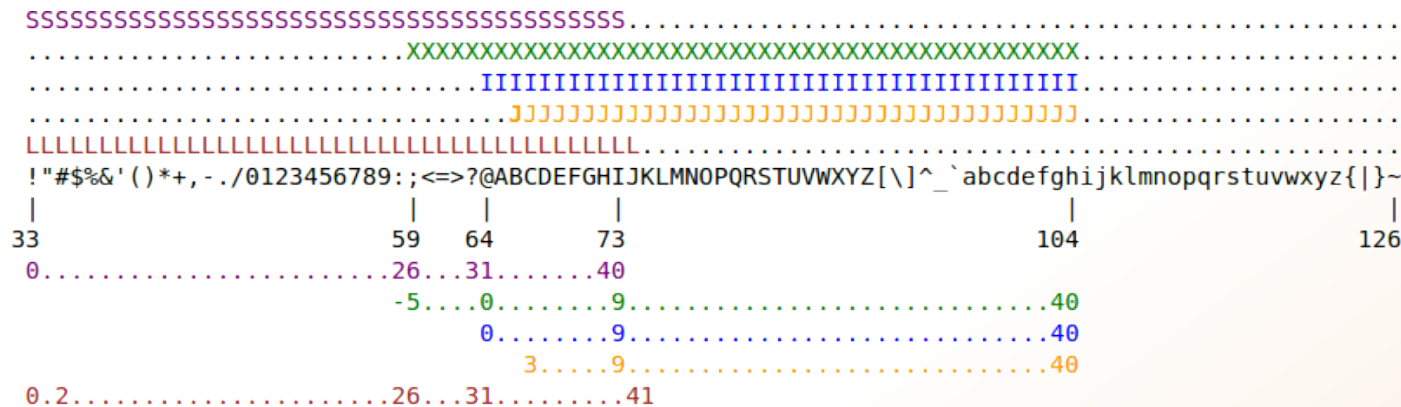

- Quality 0-40
 - 40 = best

(Illumina 1.8+ = 41)

- Quality 0-40
 - 40 = best
- ASCII encoded

Dec	Hex	Char	Dec	Hex	Char	Dec	Hex	Char	Dec	Hex	Char
0	00	Null	32	20	Space	64	40	@	96	60	`
1	01	Start of heading	33	21	!	65	41	A	97	61	a
2	02	Start of text	34	22	"	66	42	B	98	62	b
3	03	End of text	35	23	#	67	43	C	99	63	c
4	04	End of transmit	36	24	\$	68	44	D	100	64	d
5	05	Enquiry	37	25	%	69	45	E	101	65	e
6	06	Acknowledge	38	26	&	70	46	F	102	66	f
7	07	Audible bell	39	27	'	71	47	G	103	67	g
8	08	Backspace	40	28	(72	48	H	104	68	h
9	09	Horizontal tab	41	29)	73	49	I	105	69	i
10	0A	Line feed	42	2A	*	74	4A	J	106	6A	j
11	0B	Vertical tab	43	2B	+	75	4B	K	107	6B	k
12	0C	Form feed	44	2C	,	76	4C	L	108	6C	l
13	0D	Carriage return	45	2D	-	77	4D	M	109	6D	m
14	0E	Shift out	46	2E	.	78	4E	N	110	6E	n
15	0F	Shift in	47	2F	/	79	4F	O	111	6F	o
16	10	Data link escape	48	30	0	80	50	P	112	70	p
17	11	Device control 1	49	31	1	81	51	Q	113	71	q
18	12	Device control 2	50	32	2	82	52	R	114	72	r
19	13	Device control 3	51	33	3	83	53	S	115	73	s
20	14	Device control 4	52	34	4	84	54	T	116	74	t
21	15	Neg. acknowledge	53	35	5	85	55	U	117	75	u
22	16	Synchronous idle	54	36	6	86	56	V	118	76	v
23	17	End trans. block	55	37	7	87	57	W	119	77	w
24	18	Cancel	56	38	8	88	58	X	120	78	x
25	19	End of medium	57	39	9	89	59	Y	121	79	y
26	1A	Substitution	58	3A	:	90	5A	Z	122	7A	z
27	1B	Escape	59	3B	;	91	5B	[123	7B	{
28	1C	File separator	60	3C	<	92	5C	\	124	7C	
29	1D	Group separator	61	3D	=	93	5D]	125	7D	}
30	1E	Record separator	62	3E	>	94	5E	^	126	7E	~
31	1F	Unit separator	63	3F	?	95	5F	_	127	7F	□

- Quality 0-40 (Illumina 1.8+ = 41)
 - 40 = best
- ASCII encoded



- S - Sanger Phred+33, raw reads typically (0, 40)
- X - Solexa Solexa+64, raw reads typically (-5, 40)
- I - Illumina 1.3+ Phred+64, raw reads typically (0, 40)
- J - Illumina 1.5+ Phred+64, raw reads typically (3, 40)
with 0=unused, 1=unused, 2=Read Segment Quality Control Indicator (bold)
(Note: See discussion above).
- L - Illumina 1.8+ Phred+33, raw reads typically (0, 41)

- Quality 0-40 (Illumina 1.8+ = 41)
 - 40 = best
- ASCII encoded

```
@SEQ_001
GATTTGGGGTTCAAAGCAGTATCGATCAAATAGTAAATCCATTTGTTCAACTCACAGTTT
+
!' '*((( (**+)) %%%++) (%%! ' '*((( (**% ) . 1***- +* ' ')) **55CC! ' '* (D
@SEQ_002
GATTTGGGGTTCAAAGCAGTATTTGGGGTTCATTGGGGTTCATTGTTCAACTCACAGTTT
+
!' '*((( (**+)) %>>CCCC%++ ((( (** ) . 1***- +* ' ')) **55CCF>>>>>>C5
@SEQ_003
AAGCAGTATCGAGATTTGGGGTTCAAAGCAGTAT AAGCAGTATCGATAAATCCATTTGTT
+
!' '*((( (*! ' '*((( (** ) (%%%) . 1***- +* ' ')) **55CCF>>>>>>%%%) . 1B5
```

- Used for: aligned reads
- Lots of columns..

sequence_string.sam

<QNAME> <FLAG> <RNAME> <POS> <MAPQ> <CIGAR> <MRNM> <MPOS> <ISIZE> <SEQ> <QUAL> [<TAG>:<VTYPE>:<VALUE> [...]]

Field	Regular expression	Range	Description
QNAME	[^ \t\n\r]+		Query pair NAME if paired; or Query NAME if unpaired ²
FLAG	[0-9]+	[0,2 ¹⁶ -1]	bitwise FLAG (Section 2.2.2)
RNAME	[^ \t\n\r@=]+		Reference sequence NAME ³
POS	[0-9]+	[0,2 ²⁹ -1]	1-based leftmost POSition/coordinate of the clipped sequence
MAPQ	[0-9]+	[0,2 ⁸ -1]	MAPping Quality (phred-scaled posterior probability that the mapping position of this read is incorrect) ⁴
CIGAR	([0-9]+[MIDNSHP])+ *		extended CIGAR string
MRNM	[^ \t\n\r@=]+		Mate Reference sequence NaMe; “=” if the same as <RNAME> ³
MPOS	[0-9]+	[0,2 ²⁹ -1]	1-based leftmost Mate POSition of the clipped sequence
ISIZE	-?[0-9]+	[-2 ²⁹ ,2 ²⁹]	inferred Insert SIZE ⁵
SEQ	[acgtnACGTN.=]+ *		query SEQUENCE; “=” for a match to the reference; n/N/. for ambiguity; cases are not maintained ^{6,7}
QUAL	[!-~]+ *	[0,93]	query QUALity; ASCII-33 gives the Phred base quality ^{6,7}
TAG	[A-Z] [A-Z 0-9]		TAG
VTYPE	[AifZH]		Value TYPE
VALUE	[^ \t\n\r]+		match <VTYPE> (space allowed)

- Used for: aligned reads
- Lots of columns..

```
@SQ      SN:31      LN:39895921
@PG      ID:bwa    PN:bwa    VN:0.7.8-r455  CL:bwa samse -f 02_sample.fq.sam /sw/data/uppnex/reference/Canis_familiaris/CanFam3/program_files/bwa/chr.31.fa 01_sample.fq.sai sample.fq
read_001 0      chr31    26546617    37      150M    *      0      0      AAAGGCTATTTCCACCT    )%%>(((**+))%%>%%>    XT:A:U    NM:i:0    X0:i:1    X1:i:0    XM:i:0    X0:i:0    XG:i:0    MD:Z:150
read_002 0      chr31    26546617    37      150M    *      0      0      AGGAGAAAGGCAGATCG    '*((!' '*(((**+))%    XT:A:U    NM:i:0    X0:i:1    X1:i:0    XM:i:0    X0:i:0    XG:i:0    MD:Z:150
read_003 0      chr31    26546617    37      150M    *      0      0      AAAGGAGGCTAACGTTT    )%%>! '*((**+))%%(( *    XT:A:U    NM:i:0    X0:i:1    X1:i:0    XM:i:0    X0:i:0    XG:i:0    MD:Z:150
read_004 0      chr31    26546617    37      150M    *      0      0      AGGCCATGACATCATCT    *(((**+))%%>%%>%    XT:A:U    NM:i:0    X0:i:1    X1:i:0    XM:i:0    X0:i:0    XG:i:0    MD:Z:150
read_005 0      chr31    26546617    37      150M    *      0      0      TAGCAGAGCTATTTTCAT    ((**!' '*((**+))%%>AD    XT:A:U    NM:i:0    X0:i:1    X1:i:0    XM:i:0    X0:i:0    XG:i:0    MD:Z:150
```

Start position
bp chr

Sequence

Quality

Read name

- Binary SAM (compressed)
- 25% of the size
- SAMtools to convert
- .bai = BAM index

Contents

1	Linux Introduction	1
1.1	Connecting to UPPMAX	1
1.2	Getting a node of your own	2
1.3	Moving and Looking Around	3
1.4	Copying files needed for laboratory	6
1.5	Unpack Files	7
1.6	Copying and Moving Files	8
1.7	Deleting Files	11
1.8	Open files	13
1.9	Wildcards	15
1.10	Utility Commands	16
2	Advanced Linux	20
2.1	Ownership & Permissions	20
2.1.1	Owners	20
2.1.2	Permissions	20
2.1.3	Interpreting the permissions of files and directories	21
2.1.4	Editing Ownership & Permissions	23
2.1.5	Assignment	24
2.2	Symbolic links - Files	24
2.2.1	Assignment	25
2.3	Symbolic links - Directories	26
2.3.1	Assignment	27
2.4	Grep - Searching for text	27
2.4.1	Assignment	28
2.5	Piping	29
2.6	Word Count	30
2.6.1	Assignment	31
2.7	Extra material 1	31
2.8	Extra material 2	32
2.9	Extra material 3	32
3	UPPMAX Tutorial	34
3.1	Copying files needed for laboratory	34
3.2	Running a program	35
3.3	Modules	38
3.4	Submitting a job	38
3.5	Viewing the queue	39
3.6	Interactive	40
3.7	Extra, if you finish too fast	41

- Random order
- Have to sort before indexing




- Random order
- Have to sort before indexing




- Random order
- Have to sort before indexing



Unsorted BAM



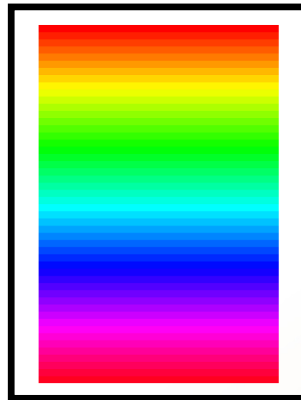
Unsorted BAM




samtools sort



Sorted BAM



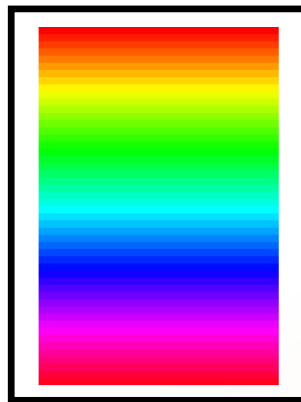
Unsorted BAM



samtools sort



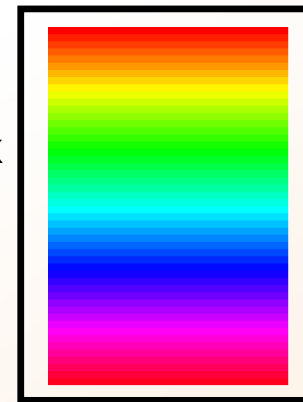
Sorted BAM



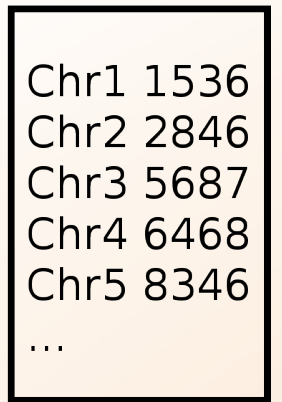
samtools index



Sorted BAM



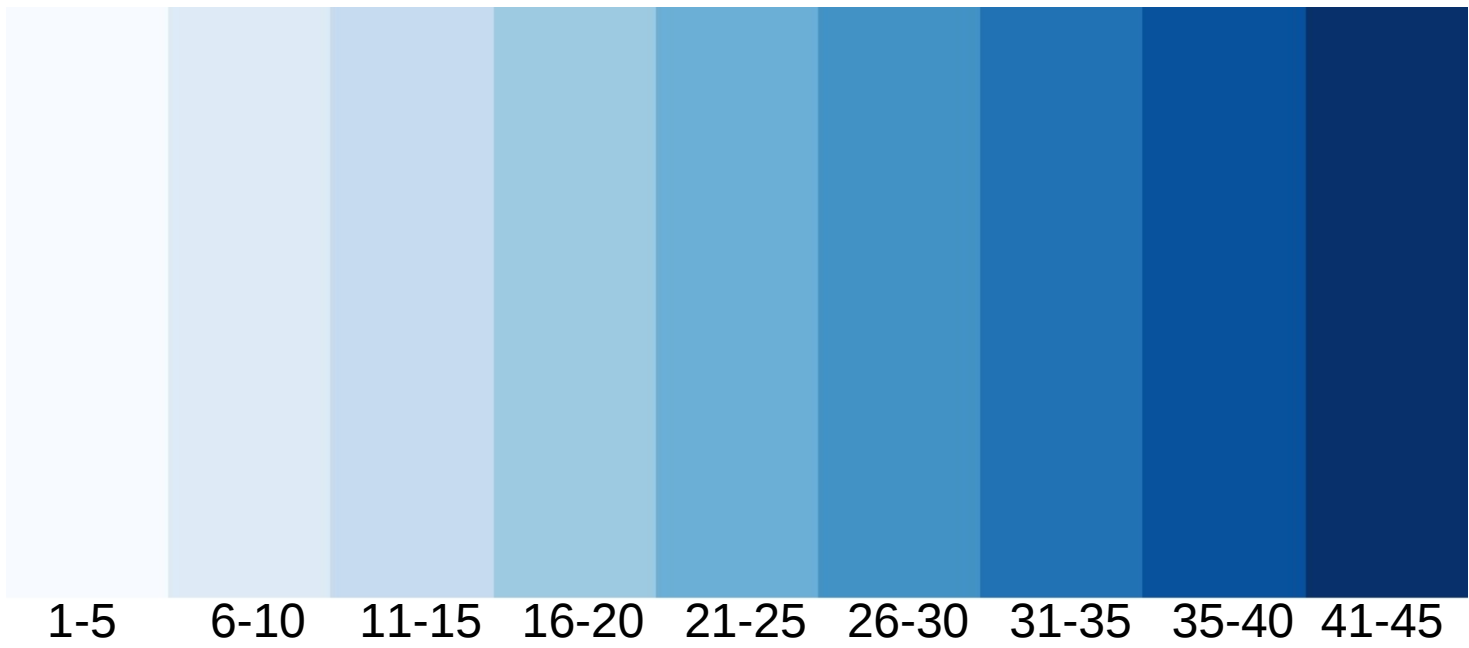
BAM index



- Very complex format
- Used together with a reference genome

```
Reads           A G G C T G A G T C A C G A C G T G T T G A G A  
                T A G A T C G A G G G C T G A G T C A C G A C G  
ATTCGGACGTAGATCGAGGGCTGAG           ACGTGTTGAGAGAGCCGTA  
Ref:  ATTCGGACGTAGATCGACGCTGAGTCACGACGTGTTGTGAGAGCCGTAGAC
```

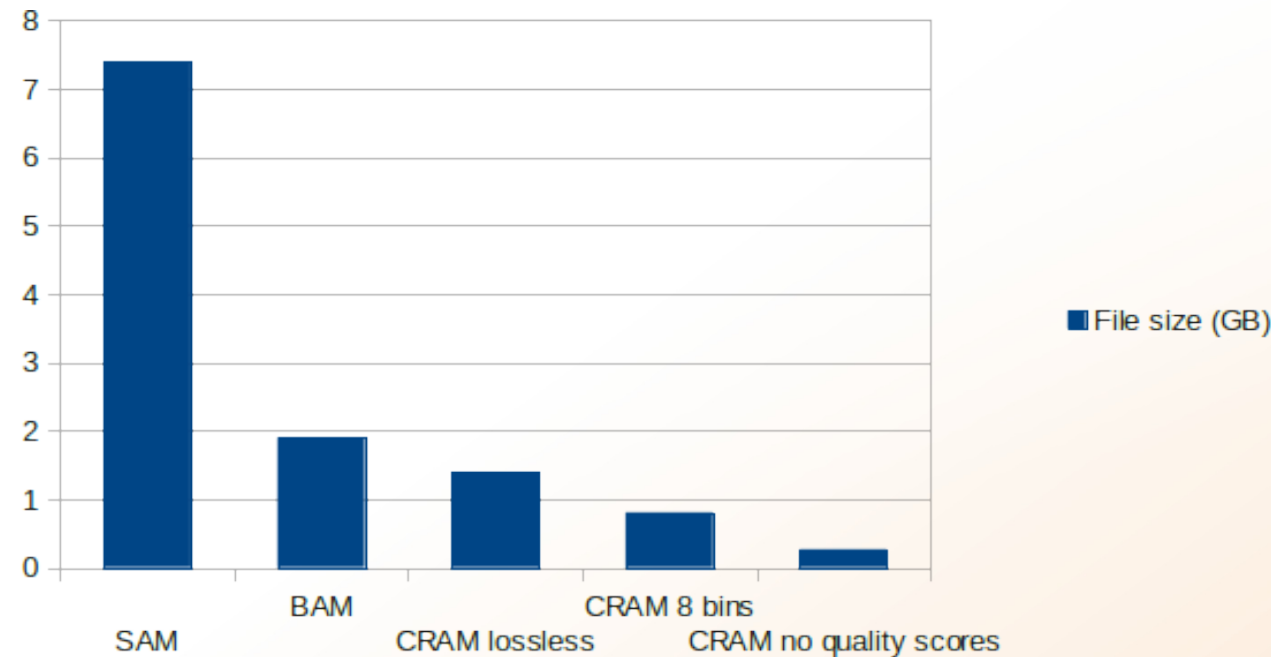

- Quality scores?
- 3 modes:
 - Lossless
 - Binned
 - No quality



1 2 3 4 5 6 7 8 9 10 11 12 13 14 ... 32 33 34 35 36 37 38 39 40 41



- Quality scores?
- 3 modes:
 - Lossless
 - Binned
 - No quality



- Not widespread, yet

- Used for: annotations
- Simple structure

- Usually:

chr start stop extra info

- Used for: annotations
- Simple structure

- Usually:

chr start stop extra info

- BED

```
chr22 1000 5000 cloneA 960 + 1000 5000 0 2 567,488, 0,3512  
chr22 2000 6000 cloneB 900 - 2000 6000 0 2 433,399, 0,3601
```

- Used for: annotations
- Simple structure

- Usually:

chr start stop extra info

- GFF

```
chr22 TeleGene enhancer 10000000 10001000 500 + . touch1
chr22 TeleGene promoter 10010000 10010100 900 + . touch1
chr22 TeleGene promoter 10020000 10025000 800 - . touch2
```

- **Laboratory time!** (yet again)